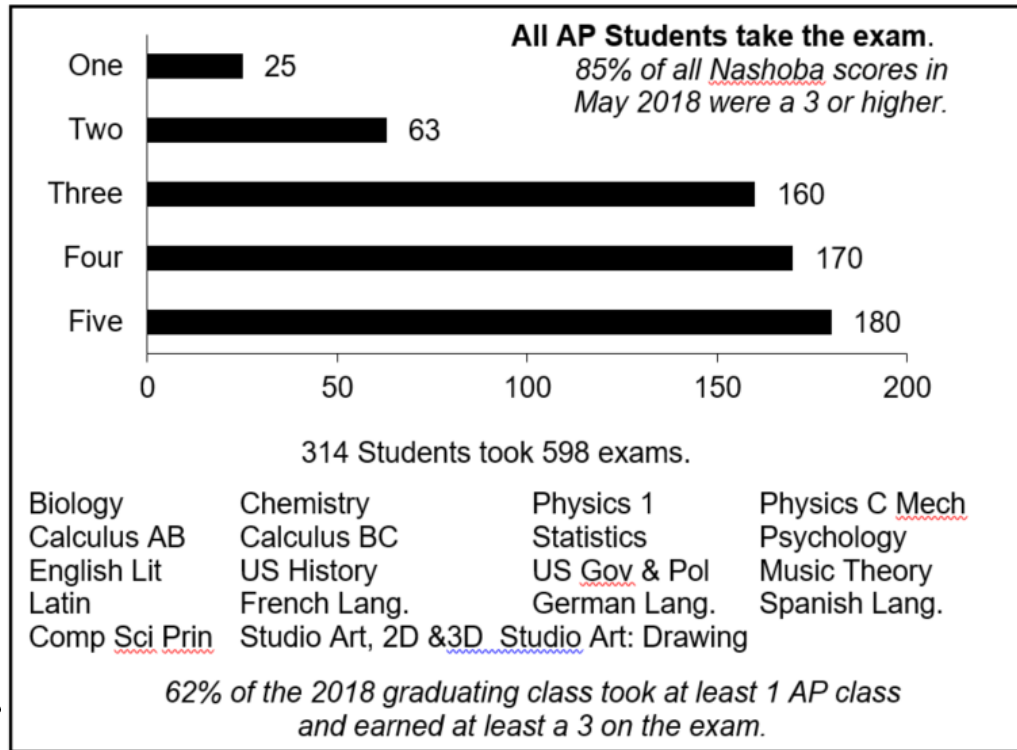


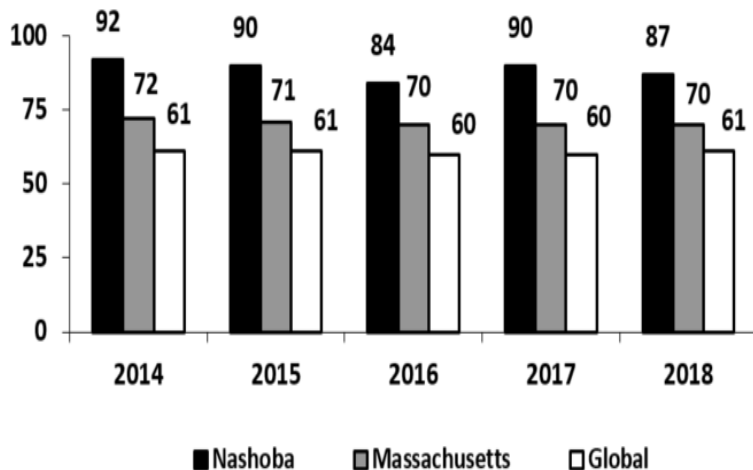
# College Readiness

January 2019

# 2018 AP Score Summary



**% of Students taking at least one AP Exam with one (or more) score of 3 or higher**

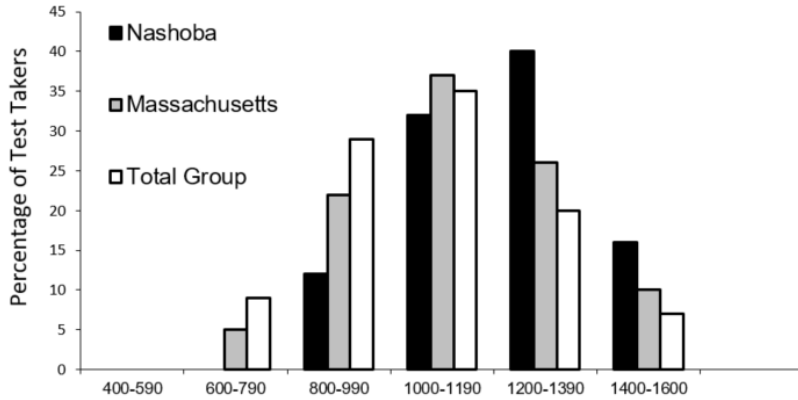


## AP Awards

|                                     | Test Date: 2015 | 2016 | 2017 | 2018 |
|-------------------------------------|-----------------|------|------|------|
| AP Scholars                         | 31              | 30   | 38   | 37   |
| AP Scholars <i>with Honor</i>       | 17              | 18   | 23   | 16   |
| AP Scholars <i>with Distinction</i> | 38              | 35   | 39   | 43   |
| National AP Scholars                | 4               | 3    | 11   | 5    |

AP Scholar: Granted to students who receive scores of 3 or higher on three or more AP Exams.  
AP Scholar with Honor: Granted to students who receive an average score of at least 3.25 on all AP Exams taken, and scores of 3 or higher on four or more of these exams.  
AP Scholar with Distinction: Granted to students who receive an average score of at least 3.5 on all AP Exams taken, and scores of 3 or higher on five or more of these exams.  
National AP Scholar: Granted to students in the United States who receive an average score of at least 4 on all AP Exams taken, and scores of 4 or higher on eight or more of these exams.

### SAT Class of 2018 Total Score Distribution



230 members of the Class of 2018 took the SAT I

### ERW Mean Score

2018 Nashoba 607  
2017 Nashoba 603

### Math Mean Score

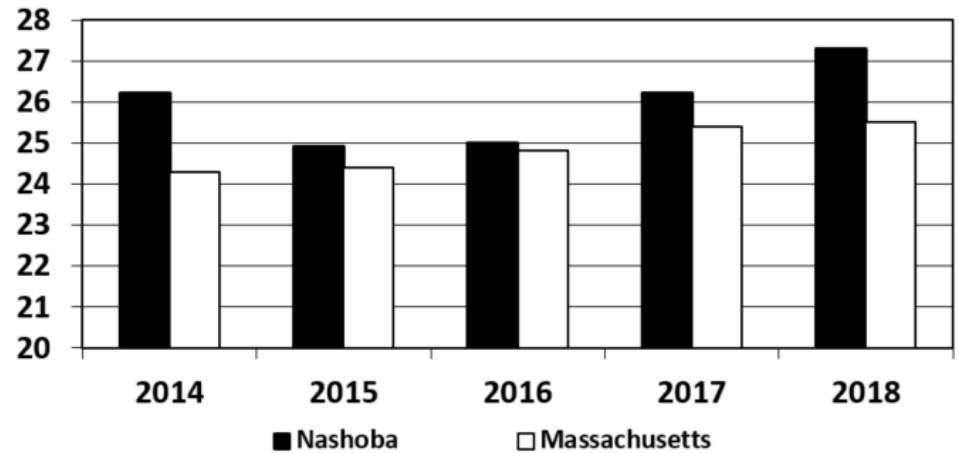
2018 Nashoba 609  
2017 Nashoba 609

### PSAT 2017

#### National Merit

| Class of:     | 2015 | 2016 | 2017 | 2018 |
|---------------|------|------|------|------|
| Commendations | 17   | 11   | 15   | 14   |
| Semi-finalist | 2    | 1    | 8    | 1    |
| Finalists     | 2    | 1    | 8    | 1    |

### ACT Historical Means

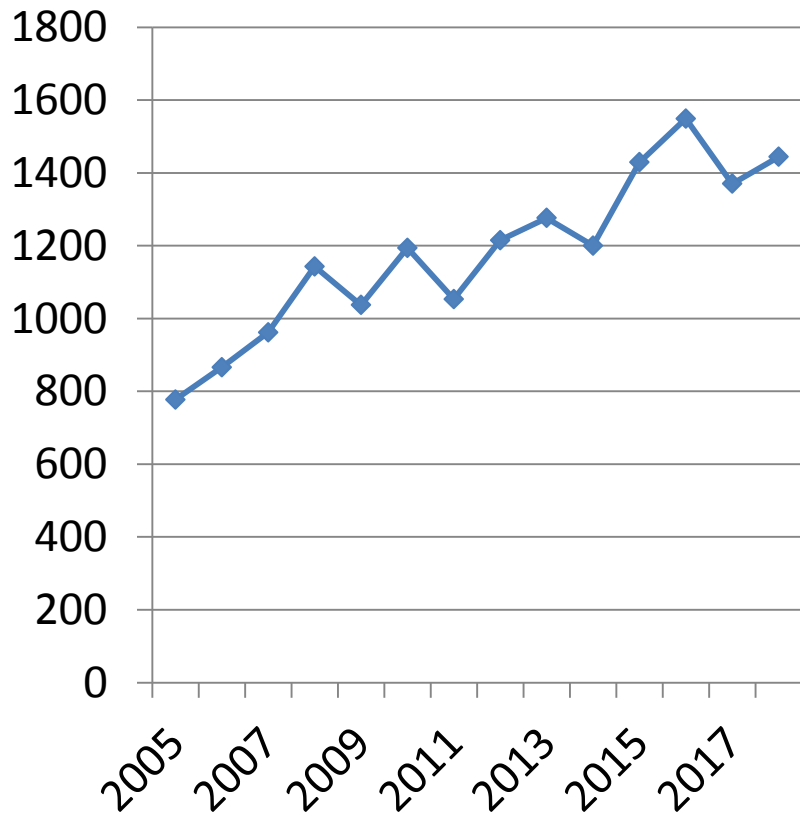


# College Applications

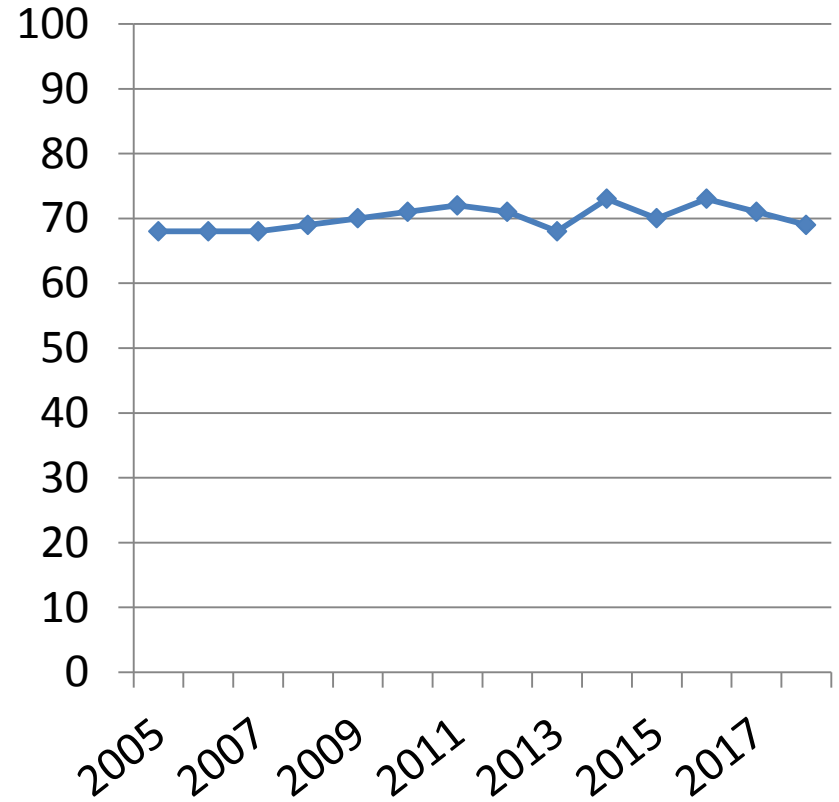
2001 – 3.1 apps per student

2018 – 5.6 apps per student

## Submitted Apps



## % Accepted

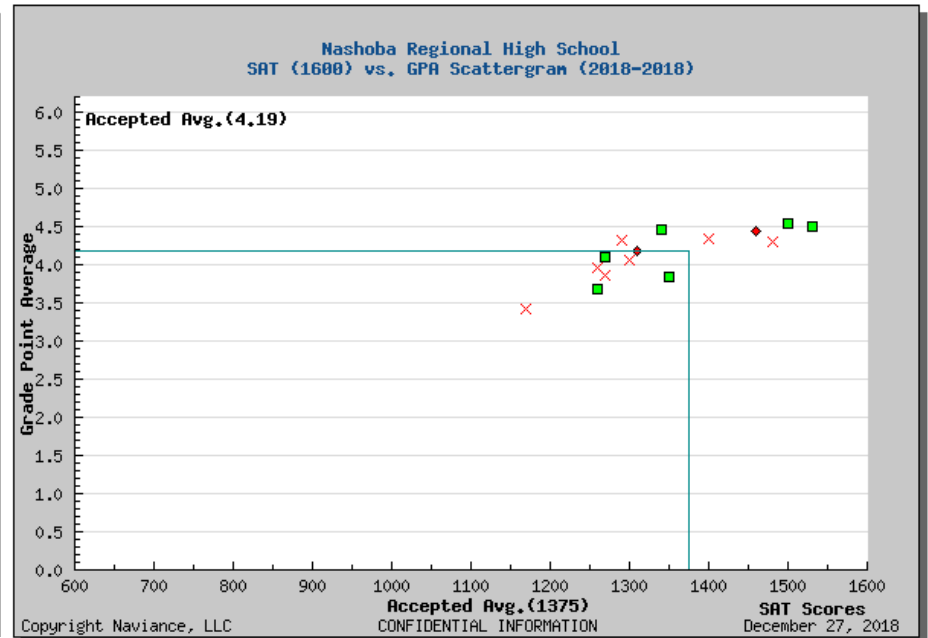
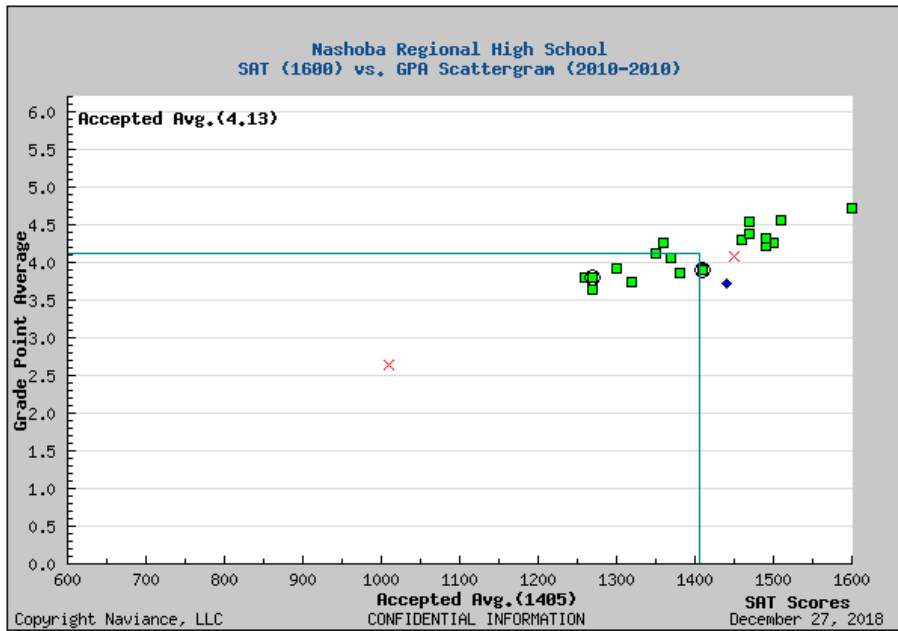
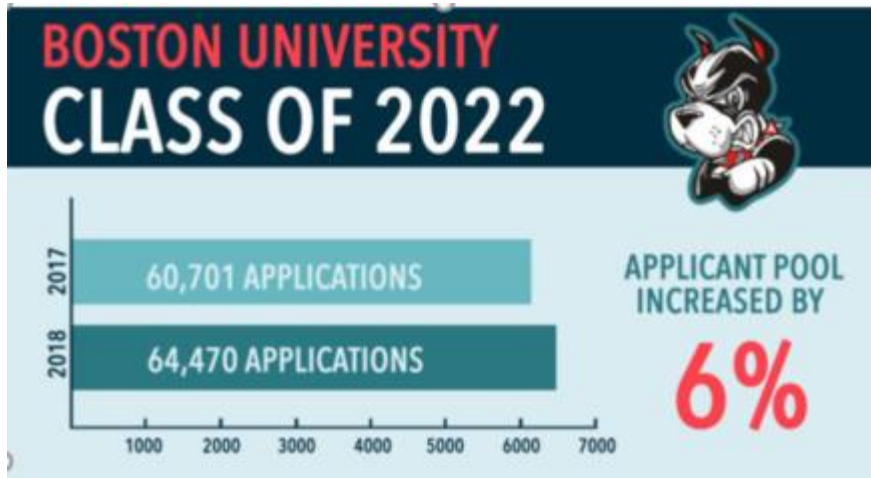


|      | # of different institutions students applied to |
|------|---|
| 2018 | 260   |
| 2014 | 262   |
| 2010 | 273   |
| 2006 | 185   |

|      | Matriculated in Mass | Matriculated in New England | Matriculated outside of New England |
|------|----------------------|-----------------------------|-------------------------------------|
| 2018 | 51%                  | 69%                         | 31%                                 |
| 2014 | 53%                  | 77%                         | 23%                                 |
| 2010 | 60%                  | 77%                         | 23%                                 |
| 2006 | 67%                  | 79%                         | 21%                                 |

|      | ED and ED-II | REA, EA & EA-II | Total Submitted |
|------|--------------|-----------------|-----------------|
| 2019 | 41           | 565             | 1146 so far **  |
| 2018 | 31           | 509             | 1444            |
| 2017 | 26           | 517             | 1370            |
| 2016 | 22           | 556             | 1549            |

\*\* only 746 applications had a deadline of 1/1/19 or earlier, but have already been submitted



# College Acceptances for the Class of 2018

All Mass 4yr public Universities

American International Col  
American Univ  
Anna Maria Col  
Arcadia Univ  
Assumption Col  
Auburn Univ  
Babson Col  
Becker Col  
Belmont Univ  
Bentley Univ  
Binghamton Univ  
Boston Col  
Boston Univ  
Brandeis Univ  
Bryant Univ  
Bryn Mawr Col  
Bucknell Univ  
Butler Univ  
California College of the Arts  
Calvin Col  
Campbell Univ  
Case Western Reserve Univ  
Cedarville Univ  
Champlain Col  
Clarion U- Pennsylvania  
Clark Univ  
Clarkson Univ  
Clemson Univ  
Coastal Carolina Univ  
Colby Col

Colby-Sawyer Col  
Colgate Univ  
College of Charleston  
College of the Holy Cross  
College of William and Mary  
Colorado State Univ  
Connecticut Col  
Dartmouth Col  
Davidson Col  
DePaul Univ  
Drexel Univ  
Duke Univ  
East Carolina Univ  
Eastern Kentucky Univ  
Elon Univ  
Emerson Col  
Emmanuel Col  
Emory & Henry Col  
Endicott Col  
Fairfield Univ  
Fordham Univ  
Franklin & Marshall Col  
Franklin Pierce Univ  
George Mason Univ  
Gettysburg Col  
Gonzaga Univ  
Green Mountain Col  
Hamilton College - NY  
Hartwick Col  
Hobart & William Smith Col  
Hofstra Univ  
Ithaca Col  
James Madison Univ  
Juniata  
Lafayette Col  
Lehigh Univ  
Lesley Univ  
Longwood Univ  
Louisiana State Univ  
Loyola University Maryland  
Maine College of Art  
Marist Col

Marquette Univ  
Marymount Manhattan Col  
Marymount Univ  
McMaster Univ  
MCPHS  
Merrimack Col  
Messiah Col  
Miami University, Oxford  
Michigan State Univ  
Middlebury Col  
Montana State Univ  
Moore College of Art and Design  
Mount Holyoke Col  
Muhlenberg Col  
New York University  
North Carolina State Univ  
Northeastern Univ  
Northern Michigan Univ  
Norwich Univ  
Oakwood Univ  
Ohio Univ  
Old Dominion Univ  
Pace University  
Pennsylvania State Univ  
Pratt Institute  
Providence Col  
Purdue Univ  
Queen's Univ  
Quinnipiac Univ  
Regis Col  
RPI  
Rhodes Col  
RIT  
Roger Williams Univ  
Rose-Hulman  
Sacramento City Col  
Sacred Heart Univ  
Saint Anselm Col  
Saint Joseph's Univ  
Saint Michael's Col  
Salisbury Univ  
Salve Regina Univ

Santa Clara University  
Savannah College of Art  
Seton Hall Univ  
Sewanee: The U- the South  
Shenandoah Univ  
Siena Col  
Simmons Univ  
Skidmore Col  
Smith Col  
Springfield Col  
St. John's Univ  
St. Lawrence Univ  
Sterling Col  
Stonehill Col  
Stony Brook Univ  
Suffolk Univ  
SUNY Albany  
Syracuse Univ  
Temple Univ  
The Catholic U  
The Citadel  
The College of New Jersey  
The George Washington Uni  
The Ohio State Univ  
The U- Alabama  
The UNC at Chapel Hill  
The U- Scranton  
The U- the Arts  
Trinity Col  
Tufts Univ  
Tulane Univ  
Union College  
Unity Col  
U- Bridgeport  
U- Cal, Davis, Santa Barb  
U- Central Florida  
U- Colorado at Boulder  
U- Connecticut  
U- Delaware  
U- Hartford  
U- Kentucky  
U- Maine

U- Maryland, College Park  
U- Miami  
U- Michigan  
U- Missouri Kansas City  
U- New England  
U- New Hampshire  
U- New Haven  
UNC, Charlotte, Wilmington U-  
Ontario Inst of Tech  
U- Ottawa  
U- Pittsburgh  
U- Puget Sound  
U- Rhode Island  
U- Richmond  
U- Rochester  
U- South Carolina  
U- Southern Maine  
U- Tennessee, Knoxville  
U- Toronto  
U- Utah  
U- Vermont  
U- Washington  
U- Waterloo  
U- Wisconsin, Madison  
Ursinus Col  
Utah State Univ  
Vassar Col  
Villanova Univ  
Virginia Tech  
Wentworth Inst of Tech  
Wesleyan Univ  
Wheaton College IL  
Wheaton College MA  
Whitman Col  
Wisconsin Lutheran Col  
WPI  
Worcester State Univ  
Xavier Univ

# Developing resources for students not going directly into a traditional 4-year college program

## Early Release & Late Arrivals (PLC)

- Gap year programs
- Residential Community Colleges
- Certificate programs available locally (i.e. 12-24 month career specific training)
- Summer bridge programs
- Trade unions & requirements for admission
- Military options and requirements for admission
- Social Emotional supports post high school; community resources & college resources
- Investigate & propose pilot of Job Shadowing program
- Investigate Mentoring program (i.e. Concord-Carlisle Community Connections)
- Educational benefits for students in foster or state care
- Pilot curriculum with Junior English for students to research career of interest
- Collaborate with STEM teachers to embed real world applications into curriculum (i.e. specific math required for specific careers, application of science to specific career)



**Update**



**S**ocial  
**E**moTional  
**L**earning

**Mental Health First Aid** is the initial help offered to a person developing a mental health or substance use problem, or experiencing a mental health crisis. The first aid is given until appropriate treatment and support are received or until the crisis resolves.

*Diana Durr (LICSW) and Katie Abruzzese (Guidance Counselor) are now both certified instructors for Youth Mental Health 1<sup>st</sup> Aid*

*They began offering training to staff in 2018. More offerings embedded in PD time. 1<sup>st</sup> community offering in 2019.*

**Youth Mental Health 1<sup>st</sup> Aid    Ages 12-18    Grades 6-12**

|                        | NRHS | Lancaster | Bolton | Stow | District |
|------------------------|------|-----------|--------|------|----------|
| Administrator          | 4    | 4         | 3      | 3    | 3        |
| Nurse                  | 2    | 2         | 1      | 2    | 1        |
| Teacher                | 24   |           |        |      |          |
| Instructional Aid      | 4    | 5         |        |      |          |
| Coach                  | 1    |           |        |      |          |
| Administrative Support | 1    |           |        |      |          |
| Custodial              |      |           |        |      |          |
| Cafeteria              |      |           |        |      |          |

All District Nurses have been trained  
 Most District Administrators have been trained or partially trained

# EMT Program – 34<sup>th</sup> year

*Massachusetts Department of Public Health Assistant Commissioner Elizabeth Chen asked us to make the mental health support in the Cadet EMT Program more structured, routine, and robust.*

## Cadet Program - Proactive Mental Health Planning

- 2 hour Pre-Incident training (Montachusett Critical Incident Stress Management team) annually with cadets prior to the start of school
- Adjustment counselors meet with cadets and parents each September Open House
  - ✓ Introductions
  - ✓ Review and discussion of mental health dimension of EMT cadet program
- STAT (Admin, Guidance, SW, Nurses, key SPED) – Pre-Incident training every 3 years
- Guidance counselors check in with each cadet quarterly using a to-be-developed standardized check-in tool

<https://boston.cbslocal.com/video/3987217-at-football-game-nashoba-cadet-emts-provide-cpr-training/>

# Challenge Day – 100 sophomores & 25 staff members

Video: <https://drive.google.com/file/d/1IseOxbTGxOnggz4DWs11L31oVsztpfR/view?usp=drivesdk>

“It’s a game changer for high school. I would have never talked to the people I did because of challenge day, and now I talk to them all the time. It changes your perspective on the fact that everyone is going through something.”

“to realize other people matter”

“It is a life changing experience that includes everyone and makes such a big impact. The way you feel after is so amazing and it’s very unexpected. The whole school environment changed for the better and everyone was so much more positive and supportive.”

**“It helped to bring our class closer together and now everyone should feel comfortable around everyone and everyone is looking out for each other and cares for each other”**

## Student feedback

## Teacher feedback

“Most powerful teacher student interaction I have had in my 18 years of teaching.”

“The Challenge Day staff was able to reach even our toughest students.”

“Challenge Day was the most powerful (social/emotional) event I have ever been involved with in my 24 years of teaching. Students and teachers were able to see others in a different light and see themselves in a different light. The emphasis was really about being nice and respecting each other. At our school we (staff) try to instill those values through our curriculum but I believe challenge day nailed it! That one day did more for those students than all of our initiatives combined. Like the students, I wish we could have the whole school experience challenge day because together, we could truly make our school a model for social/emotional wellness!”

**“AMAZING!!!!**

**Everyone should experience this!**

**thank you for letting me be a part of this incredible experience!!!”**